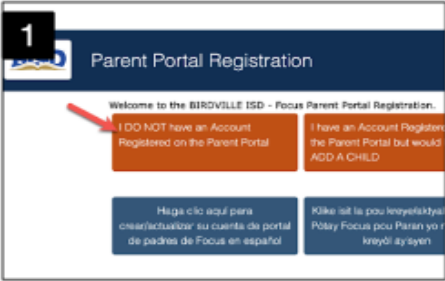

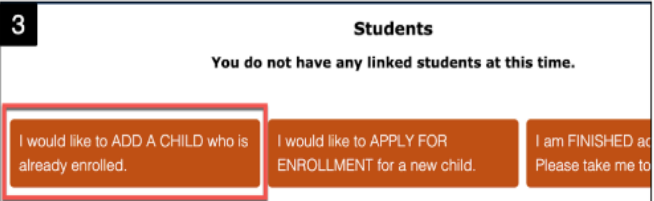
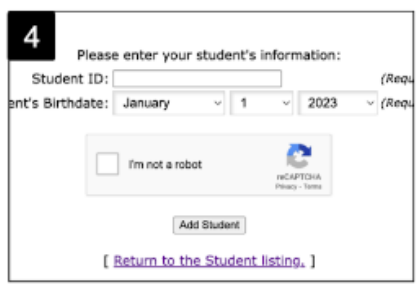


Creating a Focus Parent Portal Account & Linking My Student

Follow the steps below to create a Focus Parent Portal Account and link your current BISD student. Your email address and created password will be your login information. If you need further assistance please contact your child's [campus](#).

Instructions	Screenshot
<p>1. Access the Parent Portal at: https://birdville.focusschoolsoftware.com/focus Click on "I do not have an account registered on the Parent Portal."</p>	
<p>2. Register using a valid name and email address. You will need to enter the parent's/guardian's first and last name, a current email address, and create a password in the field that appears.</p>	
<p>3. Select "I would like to ADD A CHILD who is already enrolled."</p>	
<p>4. Verify your student's Student Identification number and Date of Birth. You will also need to check the "I am not a robot" reCAPTCHA box. Click Add Student.</p>	
<p>5. Once you have added all students, click "I am FINISHED adding students. Please take me to the Portal" to access your parent portal and view your student Report Card information.</p>	