



remind

Trainer:
Michelle DoPorto




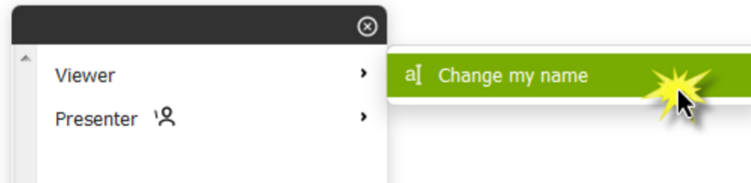

First Things First

- **Type** your screen name
(Full Name – Campus/Department)
- **Update** your screen name

Change your name (participant)

← Join a meeting

Click your name and type something new.



First Things First

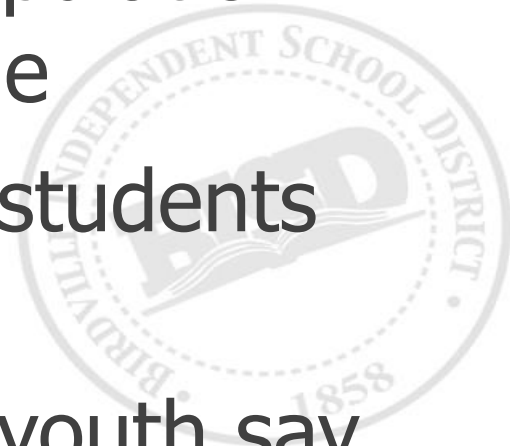
- Please **RESPOND** when your name is called so we can document your online presence to receive proper credit
- **MUTE** your phone
- Message any questions online via the chat icon
 - **@All** is for **everyone** to see
 - **@Host** is directly to **Trainer only**





Did you know?

- **87%** of world's population own a mobile phone
- **97%** of American students use text messages
- **92%** of American youth say texting is a FAVORITE activity



Did you know?

Texting parents impacts education

Standford Research, Teacher-Family Communication


- **40%** increased parent engagement at home
- **25%** increased parent engagement at school
- **15%** increased student literacy





remind





Why Remind vs. text messaging?

Remind lets educators **send quick, simple messages** to students and parents on any device—no smartphones necessary.

Your **personal contact information stays private**, and you can access your full message history at any time.

Remind is **free to use** for educators, students, and parents.

Reach students and parents on any device

Messages can be received on any device. Students and parents don't need smartphone—any phone that receives text messages will work.

Why Remind vs. text messaging?

Manage communication

Set office hours to let participants know the best time to reach you, and disable replies in a conversation when you need to.

Message history is always available

Teachers, students, and parents can access and download a complete message history at any time.


Manage your classes

You can always change your class codes and remove participants from your classes.



Remind is for everyone

90% of users are public school teachers



Remind engages students

More than 50% of K-12 teachers said that Remind homework turn-in rates increased



Remind involves parents

Over 60% of K-12 teachers said that Remind increased parent involvement

Getting Started

Sign Up

Download the free app or visit remind.com

All you need is an email address.

Create a class

Remind will prompt you to create a class.

After you do, send invitations to students and parents or give them instructions to join.

Send your first message

Send messages about assignments, events, and activities—or just a quick word of encouragement to keep participants engaged.

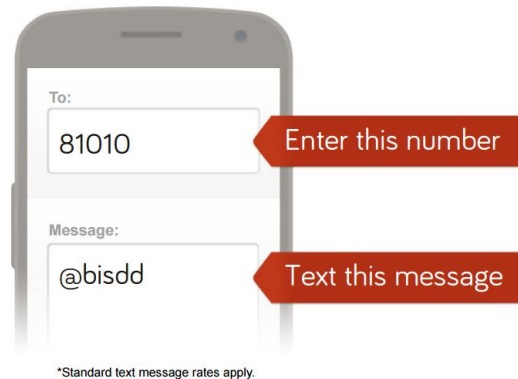
BISD Getting Started

- www.remind.com
- Click TEACHER SIGN UP
- Use your BISD email
- Create your groups
- Add invite details to website

Michelle DoPorto would like you to join  remind
BISDDemo!

To receive messages via text, text **@bisdd** to **81010**. You can opt-out of messages at anytime by replying, 'unsubscribe @bisdd'.

Trouble using 81010? Try texting **@bisdd** to **(682) 622-8589** instead.



Or to receive messages via email, send an email to **bisdd@mail.remind.com**. To unsubscribe, reply with 'unsubscribe' in the subject line.

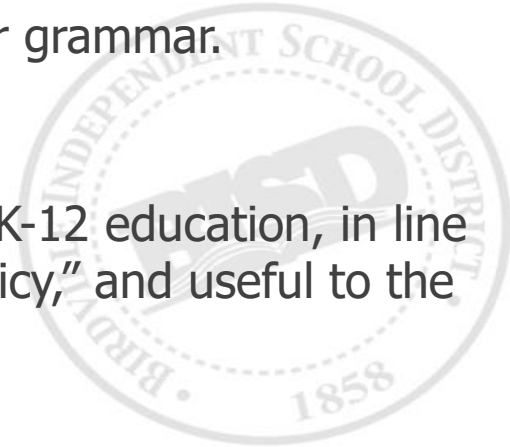


Verbiage

- There must be no errors in spelling or grammar.

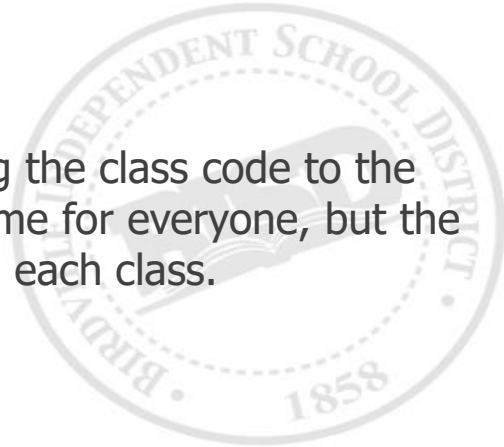
Content

- The content must be appropriate for K-12 education, in line with the district's "Acceptable Use Policy," and useful to the target audience.
- **Acceptable Use Policy**
BISD TECHNOLOGY ACCEPTABLE USE GUIDELINES FOR EMPLOYEES Policy CQ (Local)



I'm set up, now what?

- **Add students and parents to your class**
 - As students and parents join your class, their names will instantly appear in your participant list.
- **Tell participants in person**
 - Students and parents can join by texting the class code to the phone number 81010.* 81010 is the same for everyone, but the class code (like @math101) is unique to each class.
** For US residents only.*
- **Get Remind**
 - Students and parents can sign up for Remind accounts by visiting remind.com or downloading the app at rmd.me. They can join your class with your unique class code.

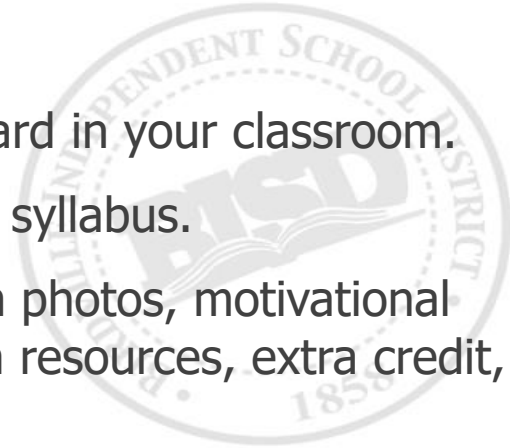


Tips for adding students and parents

Need ideas for filling your classes? Try these tips from teachers in the Remind community.

For students

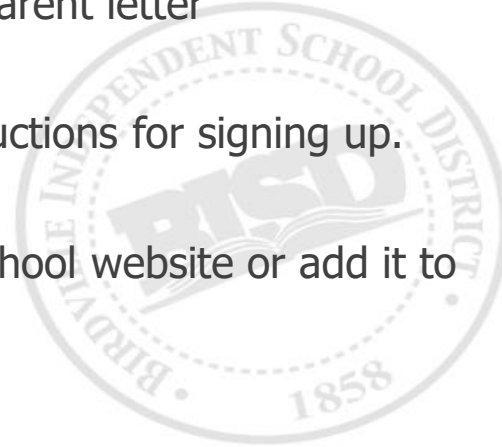
- Post your class code on the bulletin board in your classroom.
- Share your class code on your first-day syllabus.
- Incentivize students with fun classroom photos, motivational messages, links to additional classroom resources, extra credit, or accommodations for SPED students.



Tips for adding students and parents

For parents

- Project instructions during back-to-school night or other parent meetings. Send home our ready-to-go parent letter in [English](#) or [Spanish](#).
- Post flyers around the school with instructions for signing up. (Download the PDF from your account)
- Post your Remind class code on your school website or add it to your syllabus.



Send an Announcement

What types of messages can I send to my entire class?

Announcements are messages to your entire class. Teachers can use Remind to send a variety of Announcements.

- Lesson planning
- Homework assignments
- Class documents
- Questions for critical thinking
- Motivational messages and images
- Facts and tips
- Trivia
- Last-minute schedule changes



Microsoft Documents

- Word, Excel, Publisher, PowerPoint
- **Convert to PDF** prior to **emailing** or **uploading** to website
 - File Save As to PDF



Files and Folders

Naming Files

- No spaces in document titles
 - Math Project December.pdf
 - Math%20Project%20December.pdf
 - MathProjectDecember.pdf
- Add specific school year (2015-2016)

Images

- Use **.jpg** or **.gif**
- Add description when uploading images



BISD Site Expectations

Teacher Site


- Teacher's Name
- Photo
(professional in appearance)
- Classroom Phone Number
- Email
- Conference Time
- Class Schedule

BISD Testing SITE

MENUS A+ GRADES CONTACT

HOME PENDING INFORMATION INACTIVE SITES TESTING **FACULTY/STAFF** CALENDAR

Home > Faculty/Staff > DoPorto, Michelle - Webmaster




Michelle DoPorto
District Webmaster
michelle.doporto@birdvilleschools.net
817-547-5758

"Always do your best."

Schedule:

8 - 9:00 a.m.	Class A
9 - 10:00 a.m.	Class B
10 - 11:00 a.m.	Class C
11 a.m. - Noon	Class D
Noon - 12:30 p.m.	Lunch
12:30 - 1:15 p.m.	Conference Period
1:15-2 p.m.	Class E
2 - 3 p.m.	Class F


Tutorials:
Monday and Wednesday 7:30 - 8:00 a.m.
Download [2015-2016 BISD Calendar](#)

DOPORTO, MICHELLE - WEBMASTER

- > Overview
- > Department Calendar
- > Volunteer Today
- > Sample
- > Important Information
- > Learning ABC
- > Training Resources
- > Sample Video
- > Video Sample You Tube
- > REMIND Algebra I
- > YouTube Resources
- > Video - Geometry Angles
- > Back to School Information
- > Classroom Expectations
- > Online Resources

Email Expectations

Email Signature

- Teacher's Name
- Campus
- Title (example: 2nd Grade Teacher)
- Conference Period
- Classroom/Campus Phone Number
- Email



**What are some
helpful tips you have
learned today?**




Training Survey

www.birdvilleschools.net/trainingsurvey

Michelle DoPorto

Communications Department
District Webmaster
michelle.doporto@birdvilleschools.net
817-547-5758







remind

