

**2020-2021 Dashboard
1st Six Weeks**

Success Rate Information for SMS

Students Passed all Classes

6th grade- 88.3% Great job 6th grade for leading the way!
 7th grade- 80.4%
 8th grade- 83.9%

Failure Rate Information for SMS

Failed at least 1 class	6th	7th	8th	Total
2020-2021	11.6%	19.5%	16.1%	15.7%
2019-2020	4.8%	2.2%	1.8%	2.9%
2018-2019	6.5%	1.4%	4.3%	4.1%
2017-2018	5.6%	4.7%	2.1%	4.1%
2016-2017	3.0%	6.2%	0.4%	3.2%
2015-2016	5.3%	7.0%	4.1%	5.5%
2014-2015	8.7%	10.4%	3.7%	7.6%
2013-2014	10.9%	6.3%	2.8%	6.7%
2012-2013	8.2%	5.3%	3.0%	5.5%
2011-2012	8.8%	8.3%	9.2%	8.8%
Failed at least 2 classes				
2020-2021	9.2%	10.6%	9.10%	9.6%
2019-2020	1.3%	1.40%	0.30%	1.0%
2018-2019	2.6%	0.37%	0.36%	1.1%
2017-2018	1.6%	1.1%	0.3%	1.0%
2016-2017	1.1%	1.8%	0.0%	1.0%
2015-2016	0.8%	1.6%	0.7%	1.0%
2014-2015	2.2%	5.7%	2.2%	3.4%
2013-2014	2.4%	0.8%	1.7%	1.6%
2012-2013	1.5%	1.1%	1.7%	1.4%
2011-2012	1.5%	1.6%	2.9%	2.0%

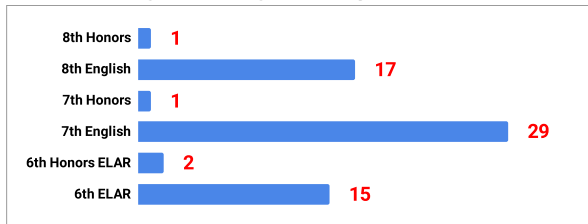
Discipline and Attendance

Discipline Information for SMS				
Out of School Suspensions	6th	7th	8th	Total
2020-2021	0	0	2	2
2019-2020	2	1		3
2018-2019		2	2	4
2017-2018	1	4	2	7
2016-2017				
2015-2016		6	3	9
2014-2015		8	4	12
2013-2014	1	6	7	14
2012-2013	11	1	1	13
2011-2012	1		5	6
In School Suspension				
2020-2021				0
2019-2020				0
2018-2019				0
2017-2018	1			1
2016-2017				0
2015-2016				0
2014-2015				0
2013-2014	8	8	2	18
2012-2013				0
2011-2012			1	1
DAEP Placements				
2020-2021				0
2019-2020				0
2018-2019			1	1
2017-2018		1		1
2016-2017				0
2015-2016				0
2014-2015		1	1	2
2013-2014		1	1	2
2012-2013				0
2011-2012				0

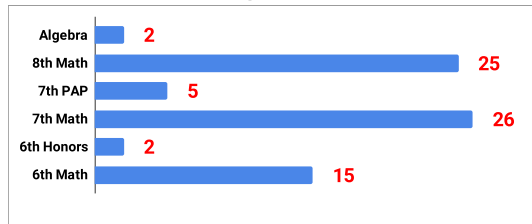
Attendance Information for SMS				
Percentage Present	6th	7th	8th	Average
2020-2021	97.6%	97.3%	97.3%	97.4%
2019-2020	98.3%	98.0%	97.7%	98.0%
2018-2019	98.6%	98.0%	97.5%	98.0%
2017-2018	98.6%	97.6%	98.3%	98.2%
2016-2017	98.2%	97.9%	97.9%	98.0%
2015-2016	98.2%	97.9%	97.6%	97.9%
2014-2015	98.1%	97.5%	97.0%	97.5%
2013-2014	97.6%	97.5%	97.2%	97.4%
2012-2013	98.2%	97.5%	98.2%	98.0%
2011-2012	97.6%	96.8%	96.8%	97.1%

Student Failures by Subject

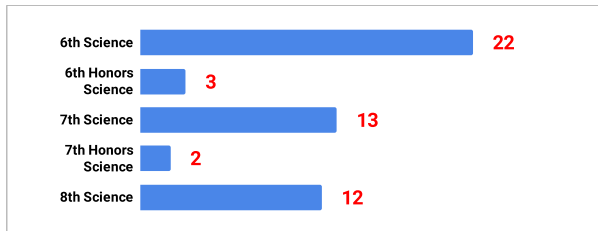
English/Reading Failures by Grade Level



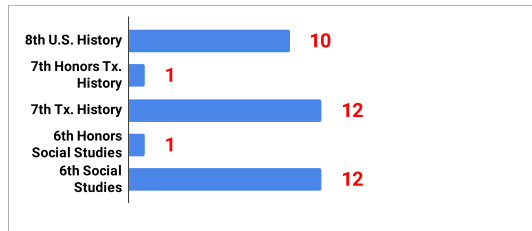
Math Failures by Grade Level



Science



Social Studies Failures by Grade Level



Elective Failures by Subject

