

**Teacher Grade Distribution  
1st Six Weeks  
2021-2022**

	<b>Teacher</b>	<b>A's</b>	<b>B's</b>	<b>C's</b>	<b>Failures</b>	
	<b>1</b>	<b>92.7%</b>	<b>5.5%</b>	<b>1.8%</b>		
	<b>2</b>	<b>92.7%</b>	<b>5.5%</b>	<b>1.8%</b>		
	<b>3</b>	<b>46.5%</b>	<b>25.4%</b>	<b>25.4%</b>	<b>2.8%</b>	
	<b>4</b>	<b>54.2%</b>	<b>29.2%</b>	<b>16.7%</b>		
	<b>5</b>	<b>73.2%</b>	<b>22.1%</b>	<b>4.7%</b>		
	<b>6</b>	<b>47.5%</b>	<b>38.8%</b>	<b>13.8%</b>		
	<b>7</b>	<b>88.9%</b>	<b>11.1%</b>			
	<b>8</b>	<b>98.8%</b>	<b>1.2%</b>			
	<b>9</b>	<b>79.5%</b>	<b>19.2%</b>	<b>1.3%</b>		
	<b>10</b>	<b>100.0%</b>				
	<b>11</b>	<b>79.4%</b>	<b>16.9%</b>	<b>3.1%</b>	<b>0.6%</b>	
	<b>12</b>	<b>76.7%</b>	<b>20.5%</b>	<b>1.4%</b>	<b>1.4%</b>	
	<b>13</b>	<b>36.7%</b>	<b>46.7%</b>	<b>13.3%</b>	<b>3.3%</b>	
	<b>14</b>	<b>99.4%</b>	<b>0.6%</b>			
	<b>15</b>	<b>89.0%</b>	<b>4.9%</b>	<b>2.4%</b>	<b>3.7%</b>	
	<b>16</b>	<b>71.3%</b>	<b>15.7%</b>	<b>10.4%</b>	<b>2.6%</b>	
	<b>17</b>	<b>65.8%</b>	<b>28.2%</b>	<b>6.0%</b>		
	<b>18</b>	<b>64.1%</b>	<b>35.9%</b>			
	<b>19</b>	<b>82.8%</b>	<b>12.4%</b>	<b>4.7%</b>		
	<b>20</b>	<b>95.5%</b>	<b>3.0%</b>	<b>1.0%</b>	<b>0.5%</b>	
	<b>21</b>	<b>39.7%</b>	<b>43.8%</b>	<b>12.3%</b>	<b>4.1%</b>	
	<b>22</b>	<b>11.7%</b>	<b>38.3%</b>	<b>28.3%</b>	<b>21.7%</b>	
	<b>23</b>	<b>44.0%</b>	<b>44.0%</b>	<b>9.3%</b>	<b>2.7%</b>	
	<b>24</b>	<b>50.0%</b>	<b>32.2%</b>	<b>13.3%</b>	<b>4.4%</b>	
	<b>25</b>	<b>84.9%</b>	<b>9.5%</b>	<b>2.5%</b>	<b>3.0%</b>	
	<b>26</b>	<b>53.0%</b>	<b>27.3%</b>	<b>18.2%</b>	<b>1.5%</b>	
	<b>27</b>	<b>7.2%</b>	<b>20.3%</b>	<b>58.0%</b>	<b>14.5%</b>	
	<b>28</b>	<b>77.0%</b>	<b>17.8%</b>	<b>3.7%</b>	<b>1.5%</b>	
	<b>29</b>	<b>80.9%</b>	<b>14.8%</b>	<b>3.5%</b>	<b>0.8%</b>	
	<b>30</b>	<b>38.7%</b>	<b>41.3%</b>	<b>18.7%</b>	<b>1.3%</b>	
	<b>31</b>	<b>83.9%</b>	<b>7.7%</b>	<b>7.1%</b>	<b>1.3%</b>	
	<b>32</b>	<b>58.3%</b>	<b>25.8%</b>	<b>9.2%</b>	<b>6.7%</b>	
	<b>33</b>	<b>79.0%</b>	<b>15.4%</b>	<b>5.6%</b>		
	<b>34</b>	<b>79.2%</b>	<b>17.4%</b>	<b>2.0%</b>	<b>1.3%</b>	
	<b>35</b>	<b>71.9%</b>	<b>18.5%</b>	<b>8.9%</b>	<b>0.7%</b>	
	<b>36</b>	<b>47.9%</b>	<b>33.8%</b>	<b>11.3%</b>	<b>7.0%</b>	
	<b>37</b>	<b>81.1%</b>	<b>15.7%</b>	<b>3.1%</b>		
	<b>38</b>	<b>57.1%</b>	<b>25.7%</b>	<b>14.3%</b>	<b>2.9%</b>	
	<b>39</b>	<b>100.0%</b>				
	<b>40</b>	<b>93.8%</b>	<b>4.8%</b>	<b>1.4%</b>		
	<b>41</b>	<b>57.7%</b>	<b>42.3%</b>			
	<b>42</b>	<b>53.6%</b>	<b>33.3%</b>	<b>10.1%</b>	<b>2.9%</b>	
	<b>43</b>	<b>30.8%</b>	<b>39.7%</b>	<b>17.9%</b>	<b>11.5%</b>	
	<b>44</b>	<b>37.0%</b>	<b>32.6%</b>	<b>19.6%</b>	<b>10.9%</b>	
	<b>45</b>	<b>82.8%</b>	<b>11.1%</b>	<b>3.0%</b>	<b>3.0%</b>	
	<b>46</b>	<b>51.9%</b>	<b>36.1%</b>	<b>12.0%</b>		
	<b>47</b>	<b>53.7%</b>	<b>34.2%</b>	<b>10.1%</b>	<b>2.0%</b>	
	<b>48</b>	<b>95.0%</b>	<b>5.0%</b>			
	<b>49</b>	<b>43.6%</b>	<b>30.7%</b>	<b>17.1%</b>	<b>8.6%</b>	

## English

	A's	B's	C's	Fail
<b>6th Grade</b>				
<b>2021-2022</b>	<b>49.6%</b>	<b>37.8%</b>	<b>10.4%</b>	<b>2.2%</b>
2020-2021	30.3%	44.5%	18.6%	6.6%
2019-2020	39.7%	46.7%	13.1%	0.5%
2018-2019	42.7%	41.9%	14.2%	1.2%
2017-2018	47.2%	40.1%	11.9%	0.8%
2016-2017	42.3%	45.5%	11.1%	1.1%
2015-2016	48.9%	41.9%	8.3%	0.9%
2014-2015	40.5%	41.9%	15.9%	1.6%
2013-2014	34.8%	46.9%	15.0%	3.3%
2012-2013	39.5%	42.6%	15.3%	2.6%
2011-2012	42.5%	40.3%	15.3%	1.8%
<b>7th Grade</b>				
<b>2021-2022</b>	<b>63.9%</b>	<b>26.1%</b>	<b>7.1%</b>	<b>2.9%</b>
2020-2021	54.6%	24.7%	11.0%	9.7%
2019-2020	61.7%	28.9%	9.2%	0.2%
2018-2019	61.3%	34.0%	4.6%	
2017-2018	58.0%	29.0%	12.3%	0.7%
2016-2017	61.5%	32.8%	5.7%	
2015-2016	61.3%	31.5%	6.6%	0.6%
2014-2015	52.6%	34.9%	10.8%	1.8%
2013-2014	62.4%	31.3%	5.8%	0.6%
2012-2013	58.6%	30.7%	9.9%	0.7%
2011-2012	57.3%	33.5%	8.2%	1.1%
<b>8th Grade</b>				
<b>2021-2022</b>	<b>55.7%</b>	<b>31.2%</b>	<b>9.2%</b>	<b>3.9%</b>
2020-2021	68.5%	19.7%	5.2%	6.6%
2019-2020	55.5%	34.6%	8.8%	1.1%
2018-2019	63.5%	25.3%	10.8%	0.4%
2017-2018	65.6%	26.9%	7.1%	0.3%
2016-2017	46.9%	40.2%	12.9%	
2015-2016	41.5%	41.4%	12.9%	0.7%
2014-2015	50.4%	40.5%	7.4%	1.8%
2013-2014	37.5%	49.5%	11.3%	1.7%
2012-2013	53.0%	34.0%	11.7%	1.2%
2011-2012	37.8%	40.2%	18.9%	3.1%
<b>All Grades</b>				
<b>2021-2022</b>	<b>56.5%</b>	<b>31.6%</b>	<b>8.9%</b>	<b>3.0%</b>
2020-2021	47.5%	31.1%	13.6%	7.7%
2019-2020	50.8%	37.6%	11.0%	0.6%
2018-2019	54.5%	35.3%	9.7%	0.5%
2017-2018	55.6%	32.7%	11.0%	0.7%
2016-2017	50.9%	39.3%	9.3%	0.4%
2015-2016	52.8%	37.8%	8.7%	0.7%
2014-2015	47.3%	38.8%	12.1%	1.7%
2013-2014	45.8%	41.5%	10.7%	1.9%
2012-2013	50.0%	36.0%	12.4%	1.6%
2011-2012	47.1%	37.7%	13.4%	1.8%

## Math

	A's	B's	C's	Fail
<b>6th Grade</b>				
<b>2021-2022</b>	<b>48.8%</b>	<b>30.5%</b>	<b>14.8%</b>	<b>5.9%</b>
2020-2021	48.4%	31.8%	13.7%	6.1%
2019-2020	46.0%	36.9%	16.0%	1.0%
2018-2019	49.4%	39.3%	8.2%	3.1%
2017-2018	50.4%	34.9%	10.7%	4.0%
2016-2017	46.9%	43.5%	8.1%	1.5%
2015-2016	49.6%	36.2%	11.9%	2.3%
2014-2015	36.0%	43.9%	14.0%	6.1%
2013-2014	36.7%	43.9%	14.4%	5.0%
2012-2013	30.6%	39.7%	26.9%	2.9%
2011-2012	40.9%	37.5%	19.3%	2.3%
<b>7th Grade PAP</b>				
<b>2021-2022</b>	<b>40.9%</b>	<b>43.9%</b>	<b>15.2%</b>	
2020-2021	28.3%	46.9%	21.4%	3.4%
2019-2020	60.2%	35.0%	4.9%	
2018-2019	45.7%	42.9%	11.4%	
2017-2018	60.0%	31.5%	5.4%	3.1%
2016-2017	47.2%	40.1%	12.7%	
2015-2016	33.6%	49.1%	17.3%	
2015-2015	30.6%	52.9%	16.5%	
2013-2014	52.0%	42.9%	5.1%	
<b>7th Grade</b>				
<b>2021-2022</b>	<b>11.4%</b>	<b>30.0%</b>	<b>42.1%</b>	<b>16.4%</b>
2020-2021	6.2%	36.3%	39.7%	17.8%
2019-2020	18.4%	59.6%	21.3%	0.7%
2018-2019	36.2%	48.5%	12.3%	3.1%
2017-2018	38.8%	42.4%	13.7%	5.0%
2016-2017	11.5%	43.5%	36.6%	8.4%
2015-2016	12.1%	51.8%	29.1%	7.1%
2014-2015	6.8%	44.1%	37.3%	11.8%
2013-2014	15.4%	42.0%	34.0%	8.6%
2012-2013	21.0%	46.7%	27.1%	5.2%
2011-2012	36.2%	38.3%	18.3%	7.2%
<b>Algebra</b>				
<b>2021-2022</b>	<b>66.7%</b>	<b>26.8%</b>	<b>6.5%</b>	
2020-2021	50.4%	38.8%	9.1%	1.7%
2019-2020	78.0%	21.3%	0.8%	
2018-2019	63.0%	33.1%	3.9%	
2017-2018	73.3%	25.3%	1.4%	
2016-2017	65.2%	31.3%	3.6%	
2015-2016	25.7%	63.7%	10.6%	
2014-2015	79.8%	19.2%	1.0%	
2013-2014	79.0%	21.0%		
2012-2013	61.3%	34.9%	3.8%	
2011-2012	59.4%	35.4%	5.2%	
<b>8th Grade</b>				
<b>2021-2022</b>	<b>44.3%</b>	<b>34.2%</b>	<b>18.4%</b>	<b>3.2%</b>
2020-2021	29.4%	36.3%	18.8%	15.6%
2019-2020	62.2%	28.0%	9.1%	0.7%
2018-2019	61.7%	28.2%	10.1%	
2017-2018	53.7%	36.2%	8.7%	1.3%
2016-2017	50.3%	41.3%	7.7%	0.7%
2015-2016	37.7%	46.1%	12.0%	4.2%
2014-2015	35.3%	48.6%	13.9%	2.3%
2013-2014	44.4%	41.4%	11.8%	2.4%
2012-2013	42.3%	37.7%	17.7%	2.3%
2011-2012	21.8%	54.4%	21.1%	2.7%
<b>All Grades</b>				
<b>2021-2022</b>	<b>42.9%</b>	<b>32.8%</b>	<b>19.0%</b>	<b>5.3%</b>
2020-2021	33.9%	36.9%	20.5%	8.7%
2019-2020	50.7%	36.5%	12.1%	0.7%
2018-2019	51.1%	38.4%	9.1%	1.5%
2017-2018	54.7%	34.2%	8.3%	2.8%
2016-2017	44.4%	40.6%	12.9%	2.0%
2015-2016	34.8%	46.8%	15.5%	2.9%
2014-2015	34.9%	43.1%	17.3%	4.7%
2013-2014	42.2%	39.5%	14.4%	3.9%
2012-2013	33.2%	41.4%	22.2%	3.3%
2011-2012	40.4%	39.2%	16.7%	3.8%

**Science**

	<b>A's</b>	<b>B's</b>	<b>C's</b>	<b>Fail</b>
<b>6th Grade</b>				
<b>2021-2022</b>	<b>74.3%</b>	<b>21.1%</b>	<b>3.8%</b>	<b>0.8%</b>
2020-2021	53.4%	27.9%	10.6%	8.1%
2019-2020	71.2%	23.4%	4.7%	0.7%
2018-2019	61.2%	28.1%	8.1%	2.7%
2017-2018	67.9%	26.2%	4.8%	1.2%
2016-2017	59.4%	30.1%	9.8%	0.8%
2015-2016	71.6%	24.5%	3.4%	0.4%
2014-2015	60.0%	30.4%	8.5%	1.1%
2013-2014	65.7%	26.9%	6.7%	0.7%
2012-2013	52.0%	37.9%	8.6%	1.6%
2011-2012	58.2%	34.8%	5.1%	2.0%
<b>7th Grade</b>				
<b>2021-2022</b>	<b>54.6%</b>	<b>26.9%</b>	<b>12.5%</b>	<b>5.9%</b>
2020-2021	53.7%	30.2%	11.6%	4.6%
2019-2020	63.5%	28.5%	7.7%	0.4%
2018-2019	60.7%	29.6%	9.4%	0.4%
2017-2018	45.7%	37.7%	15.6%	1.1%
2016-2017	59.3%	31.3%	7.5%	1.9%
2015-2016	44.1%	32.8%	18.8%	4.3%
2014-2015	36.8%	41.1%	17.5%	4.6%
2013-2014	45.8%	39.4%	14.8%	
2012-2013	47.5%	38.0%	14.1%	0.4%
2011-2012	61.6%	28.7%	9.7%	
<b>8th Grade</b>				
<b>2021-2022</b>	<b>80.7%</b>	<b>15.6%</b>	<b>3.0%</b>	<b>0.7%</b>
2020-2021	63.1%	23.3%	9.3%	4.3%
2019-2020	82.4%	14.2%	3.4%	
2018-2019	69.0%	24.9%	6.1%	
2017-2018	84.5%	11.7%	3.4%	0.3%
2016-2017	70.4%	24.1%	5.1%	0.4%
2015-2016	67.8%	23.7%	7.4%	1.1%
2014-2015	55.0%	34.2%	9.7%	1.1%
2013-2014	49.1%	37.9%	11.9%	1.1%
2012-2013	69.1%	19.7%	9.4%	1.7%
2011-2012	65.5%	26.8%	6.0%	1.7%
<b>All Grades</b>				
<b>2021-2022</b>	<b>68.5%</b>	<b>21.9%</b>	<b>7.2%</b>	<b>2.4%</b>
2020-2021	55.0%	27.3%	11.9%	5.9%
2019-2020	70.2%	23.0%	6.1%	0.6%
2018-2019	63.7%	27.5%	7.8%	1.0%
2017-2018	81.2%	15.6%	2.9%	0.2%
2016-2017	62.9%	28.6%	7.5%	1.0%
2015-2016	61.4%	26.9%	9.8%	1.9%
2014-2015	50.5%	35.2%	12.0%	2.3%
2013-2014	53.7%	34.6%	11.1%	0.6%
2012-2013	55.5%	32.5%	10.9%	1.2%
2011-2012	61.7%	30.2%	6.9%	1.2%

## History

	A's	B's	C's	Fail
<b>6th Grade</b>				
<b>2021-2022</b>	<b>82.2%</b>	<b>13.6%</b>	<b>3.0%</b>	<b>1.1%</b>
2020-2021	19.2%	26.9%	38.5%	15.4%
2019-2020	61.9%	34.5%	2.9%	0.7%
2018-2019	62.9%	26.6%	8.5%	1.9%
2017-2018	80.2%	18.3%	1.6%	
2016-2017	66.7%	30.3%	2.2%	0.7%
2015-2016	60.6%	31.8%	6.8%	0.8%
2014-2015	73.4%	20.8%	4.7%	1.1%
2013-2014	64.1%	25.7%	8.8%	1.4%
2012-2013	51.0%	39.1%	8.8%	1.1%
2011-2012	47.9%	34.5%	15.7%	1.9%
<b>7th Grade</b>				
<b>2021-2022</b>	<b>56.9%</b>	<b>32.7%</b>	<b>9.3%</b>	<b>1.1%</b>
2020-2021	75.4%	11.3%	8.8%	4.6%
2019-2020	77.2%	16.5%	5.6%	0.7%
2018-2019	75.6%	21.4%	3.0%	
2017-2018	78.6%	17.4%	3.6%	0.4%
2016-2017	72.2%	20.5%	6.6%	0.7%
2015-2016	63.0%	26.5%	9.7%	0.8%
2014-2015	66.4%	18.6%	10.0%	5.0%
2013-2014	68.2%	23.0%	8.8%	
2012-2013	73.3%	21.7%	4.7%	0.4%
2011-2012	66.0%	31.1%	3.0%	
<b>8th Grade</b>				
<b>2021-2022</b>	<b>75.3%</b>	<b>17.7%</b>	<b>6.3%</b>	<b>0.7%</b>
2020-2021	69.4%	17.1%	10.7%	2.8%
2019-2020	86.1%	10.9%	3.0%	
2018-2019	80.9%	15.9%	2.9%	0.4%
2017-2018	84.5%	11.7%	3.4%	0.3%
2016-2017	79.1%	19.0%	2.0%	
2015-2016	72.0%	22.1%	5.9%	
2014-2015	64.8%	28.1%	6.3%	0.7%
2013-2014	67.6%	25.7%	6.0%	0.7%
2012-2013	59.2%	32.2%	8.2%	0.4%
2011-2012	64.7%	26.0%	8.5%	1.7%
<b>All Grades</b>				
<b>2021-2022</b>	<b>70.9%</b>	<b>21.9%</b>	<b>6.3%</b>	<b>2.0%</b>
2020-2021	69.3%	16.9%	9.7%	4.1%
2019-2020	73.6%	21.3%	4.2%	0.8%
2018-2019	73.3%	21.2%	4.7%	0.7%
2017-2018	81.2%	15.6%	2.9%	0.2%
2016-2017	72.5%	23.3%	3.7%	0.5%
2015-2016	65.3%	26.8%	7.4%	0.5%
2014-2015	68.2%	22.5%	7.0%	2.3%
2013-2014	66.6%	24.8%	7.8%	0.7%
2012-2013	61.5%	30.7%	7.1%	0.6%
2011-2012	59.0%	30.7%	9.4%	0.9%

**STUDENTS AT RISK OF FAILURE**

<b>Failing at least 1 class</b>	<b>6th</b>	<b>7th</b>	<b>8th</b>	<b>Average</b>
<b>2021-2022</b>	<b>6.1%</b>	<b>10.2%</b>	<b>7.1%</b>	<b>7.8%</b>
2020-2021	11.6%	19.5%	16.1%	15.7%
2019-2020	4.8%	2.2%	1.8%	2.9%
2018-2019	6.5%	1.4%	4.3%	4.1%
2017-2018	5.6%	4.7%	2.1%	4.1%
2016-2017	3.0%	6.2%	0.4%	3.2%
2015-2016	5.3%	7.0%	4.1%	5.5%
2014-2015	8.7%	10.4%	3.7%	7.6%
2013-2014	10.9%	6.3%	2.8%	6.7%
2012-2013	8.2%	5.3%	3.0%	5.5%
2011-2012	8.8%	8.3%	9.2%	8.8%

**Failing 2 or more classes**

<b>2021-2022</b>	<b>1.6%</b>	<b>4.9%</b>	<b>1.8%</b>	<b>2.8%</b>
2020-2021	9.2%	10.6%	9.1%	9.6%
2019-2020	1.3%	1.4%	0.3%	1.0%
2018-2019	2.6%	0.37%	0.36%	1.1%
2017-2018	1.6%	1.1%	0.3%	1.0%
2016-2017	1.1%	1.8%	0.0%	1.0%
2015-2016	0.8%	1.6%	0.7%	1.0%
2014-2015	2.2%	5.7%	2.2%	3.4%
2013-2014	2.4%	0.8%	1.7%	1.6%
2012-2013	1.5%	1.1%	1.7%	1.4%
2011-2012	1.5%	1.7%	2.9%	2.0%

**School Total at Failing 1 Class**

<b>2021-2022</b>	<b>7.8%</b>
2020-2021	15.7%
2019-2020	2.9%
2018-2019	4.1%
2017-2018	4.1%
2016-2017	3.2%
2015-2016	5.5%
2014-2015	7.6%
2013-2014	6.7%
2012-2013	5.5%
2011-2012	8.8%

**School Total at Failing 2 + Classes**

<b>2021-2022</b>	<b>2.8%</b>
2020-2021	9.6%
2019-2020	1.0%
2018-2019	1.1%
2017-2018	1.0%
2016-2017	1.0%
2015-2016	1.0%
2014-2015	3.4%
2013-2014	1.6%
2012-2013	1.4%
2011-2012	2.0%

**2021-2022 Dashboard  
1st Six Weeks**

**Success Rate Information for SMS**

**Students Passed all Classes**

6th grade- **93.9%**  
 7th grade- 89.8%  
 8th grade- 92.9%

**Failure Rate Information for SMS**

<b>Failed at least 1 class</b>	<b>6th</b>	<b>7th</b>	<b>8th</b>	<b>Total</b>
<b>2021-2022</b>	<b>6.1%</b>	<b>10.2%</b>	<b>7.1%</b>	<b>7.8%</b>
2020-2021	11.6%	19.5%	16.1%	15.7%
2019-2020	4.8%	2.2%	1.8%	2.9%
2018-2019	6.5%	1.4%	4.3%	4.1%
2017-2018	5.6%	4.7%	2.1%	4.1%
2016-2017	3.0%	6.2%	0.4%	3.2%
2015-2016	5.3%	7.0%	4.1%	5.5%
2014-2015	8.7%	10.4%	3.7%	7.6%
2013-2014	10.9%	6.3%	2.8%	6.7%
2012-2013	8.2%	5.3%	3.0%	5.5%
2011-2012	8.8%	8.3%	9.2%	8.8%
<b>Failed at least 2 classes</b>				
<b>2021-2022</b>	<b>1.6%</b>	<b>4.9%</b>	<b>1.8%</b>	<b>2.8%</b>
2020-2021	9.2%	10.6%	9.10%	9.6%
2019-2020	1.3%	1.40%	0.30%	1.0%
2018-2019	2.6%	0.37%	0.36%	1.1%
2017-2018	1.6%	1.1%	0.3%	1.0%
2016-2017	1.1%	1.8%	0.0%	1.0%
2015-2016	0.8%	1.6%	0.7%	1.0%
2014-2015	2.2%	5.7%	2.2%	3.4%
2013-2014	2.4%	0.8%	1.7%	1.6%
2012-2013	1.5%	1.1%	1.7%	1.4%
2011-2012	1.5%	1.6%	2.9%	2.0%

## Discipline and Attendance


Discipline Information for SMS				
Out of School Suspensions	6th	7th	8th	Total
<b>2021-2022</b>			<b>2</b>	<b>2</b>
2020-2021	0	0	2	2
2019-2020	2	1		3
2018-2019		2	2	4
2017-2018	1	4	2	7
2016-2017				
2015-2016		6	3	9
2014-2015		8	4	12
2013-2014	1	6	7	14
2012-2013	11	1	1	13
2011-2012	1		5	6
<b>In School Suspension</b>				
<b>2021-2022</b>				<b>0</b>
2020-2021				0
2019-2020				0
2018-2019				0
2017-2018	1			1
2016-2017				0
2015-2016				0
2014-2015				0
2013-2014	8	8	2	18
2012-2013				0
2011-2012			1	1
<b>DAEP Placements</b>				
<b>2021-2022</b>			<b>1</b>	<b>1</b>
2020-2021				0
2019-2020				0
2018-2019			1	1
2017-2018		1		1
2016-2017				0
2015-2016				0
2014-2015		1	1	2
2013-2014		1	1	2
2012-2013				0
2011-2012				0

Attendance Information for SMS				
Percentage Present	6th	7th	8th	Average
<b>2021-2022</b>	<b>95.8%</b>	<b>95.3%</b>	<b>94.5%</b>	<b>95.2%</b>
2020-2021	97.6%	97.3%	97.3%	97.4%
2019-2020	98.3%	98.0%	97.7%	98.0%
2018-2019	98.6%	98.0%	97.5%	98.0%
2017-2018	98.6%	97.6%	98.3%	98.2%
2016-2017	98.2%	97.9%	97.9%	98.0%
2015-2016	98.2%	97.9%	97.6%	97.9%
2014-2015	98.1%	97.5%	97.0%	97.5%
2013-2014	97.6%	97.5%	97.2%	97.4%
2012-2013	98.2%	97.5%	98.2%	98.0%
2011-2012	97.6%	96.8%	96.8%	97.1%

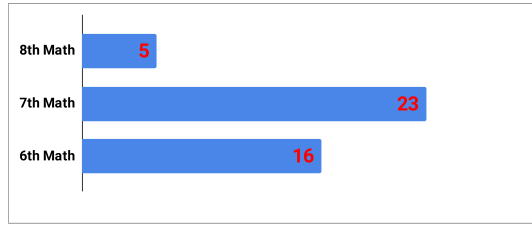


# Student Failures by Subject

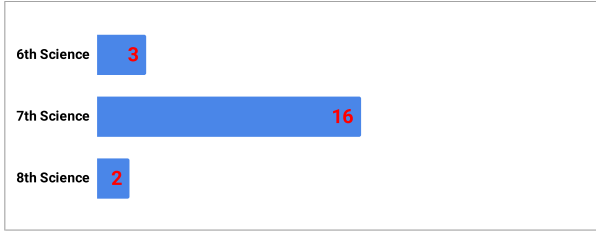
### English/Reading Failures by Grade Level



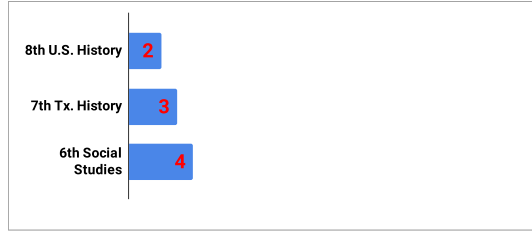
### Math Failures by Grade Level



### Science



### Social Studies Failures by Grade Level



### Elective Failures by Subject

