

**2017-2018 Dashboard  
4th Six Weeks**

**Success Rate Information for SMS**

**Students Passed all Classes**

6th grade- 90.0%

7th grade- 92.7%

**8th grade- 95.2%**

**Congratulations 8th graders for leading the way!**

**Failure Rate Information for SMS**

<b>Failed at least 1 class</b>	<b>6th</b>	<b>7th</b>	<b>8th</b>	<b>Total</b>
<b>2017-2018</b>	<b>10.0%</b>	<b>7.3%</b>	<b>4.8%</b>	<b>7.4%</b>
2016-2017	17.0%	7.7%	6.2%	10.3%
2015-2016	15.8%	4.7%	6.6%	9.0%
2014-2015	14.5%	12.9%	9.1%	12.2%
2013-2014	13.8%	4.6%	9.5%	9.3%
2012-2013	7.4%	7.3%	5.9%	6.9%
2012-2011	10.7%	3.0%	8.2%	7.3%
<b>Failed at least 2 classes</b>				
<b>2017-2018</b>	<b>2.4%</b>	<b>4.0%</b>	<b>2.1%</b>	<b>2.8%</b>
2016-2017	8.7%	2.6%	0.8%	4.0%
2015-2016	6.9%	3.1%	3.3%	4.4%
2014-2015	5.9%	5.0%	3.0%	4.6%
2013-2014	5.3%	1.5%	3.8%	3.5%
2012-2013	2.2%	0.7%	3.3%	2.1%
2012-2011	5.5%	0.0%	1.6%	2.4%

**Discipline Information for SMS**

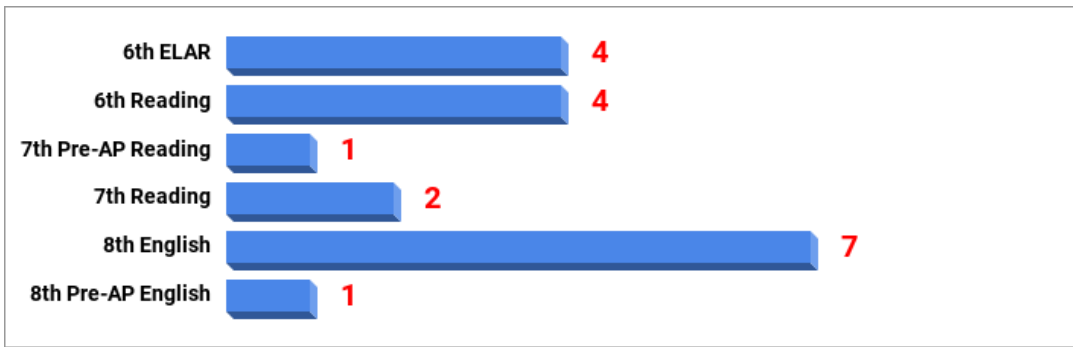
<b>Out of School Suspensions</b>	<b>6th</b>	<b>7th</b>	<b>8th</b>	<b>Total</b>
<b>2017-2018</b>		<b>4</b>	<b>1</b>	<b>5</b>
2016-2017	5	2		7
2015-2016	1	5	2	8
2014-2015	5	1		6
2013-2014	3	10		13
2012-2013	5	2	2	9
2012-2011		2	5	7
<b>In School Suspension</b>				
<b>2017-2018</b>				<b>0</b>
2016-2017	2	1		3
2015-2016	9	1	5	15
2014-2015	3	1	3	7
2013-2014				0
2012-2013				0
2012-2011				0
<b>DAEP Placements</b>				
<b>2017-2018</b>				<b>0</b>
2016-2017	1			1
2015-2016		2	3	5
2014-2015		1		1
2013-2014	1			1
2012-2013	1			1
2012-2011	1		2	3

**Attendance Information for SMS**

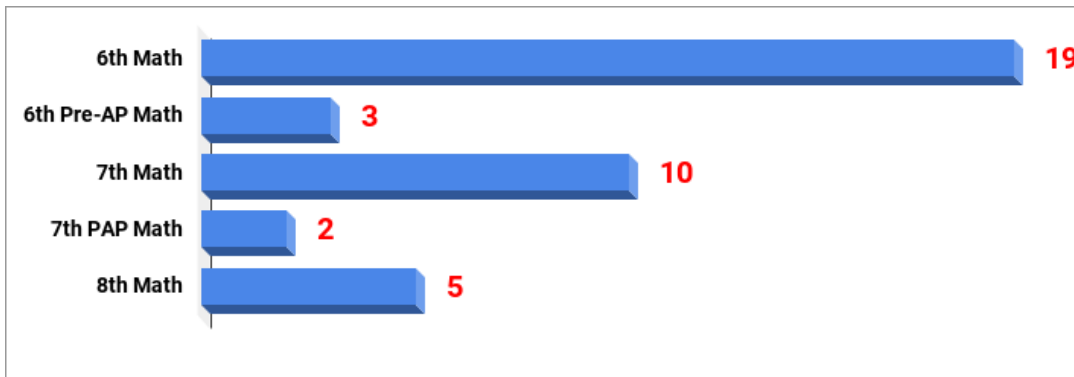
Percentage Present	6th	7th	8th	Average
<b>2017-2018</b>	<b>94.8%</b>	<b>94.4%</b>	<b>94.5%</b>	<b>94.6%</b>
2016-2017	95.8%	95.0%	95.2%	95.3%
2015-2016	97.5%	96.9%	96.7%	97.0%
2014-2015	96.5%	96.9%	96.4%	96.6%
2013-2014	96.9%	96.4%	96.4%	96.6%
2012-2013	96.2%	95.7%	95.9%	95.9%
2012-2011	96.4%	95.1%	95.8%	95.8%

**Total number of tardies for the 4th six weeks- 259**

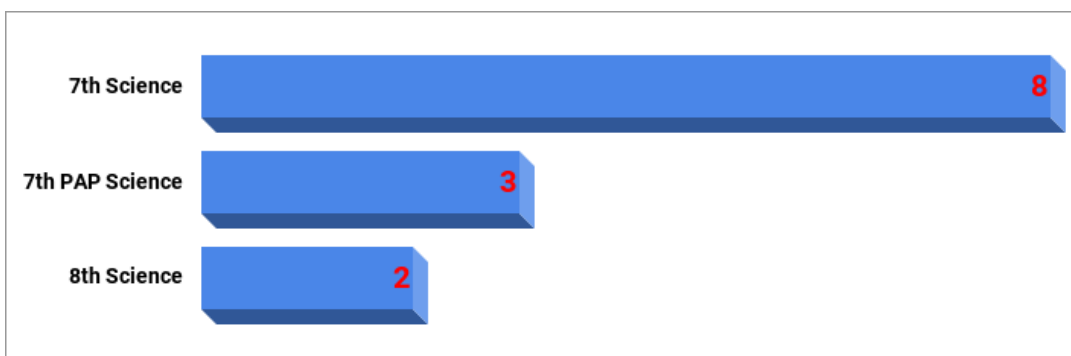
**English/Reading Failures by Grade Level**



**Math Failures by Grade Level**



**Science Failures by Grade Level**



### Social Studies Failures by Grade Level



### Elective Failures by Grade Level

