



Name: _____
Campus: _____

DOB: _____ Date Form Initiated: _____
Grade: _____

Diagnoses: _____

Teacher/Substitute:

Signs to watch for:

- Mouth itching & swelling of the lips, tongue, or mouth
- Throat itching and/or a sense of tightness in the throat, hoarseness, hacking cough
- Skin hives, itchy rash, and/or swelling about the face or extremities
- Stomach nausea, abdominal pain, vomiting, and/or diarrhea
- Chest short of breath, coughing, and/or wheezing
- Heart weak pulse, passing out

Any of the above symptoms can potentially progress to a life-threatening situation!! Symptoms can change quickly.

Actions to take:

If a child is stung or ingests food that causes allergy and has symptoms of a reaction, give:

Medication

Dose/route


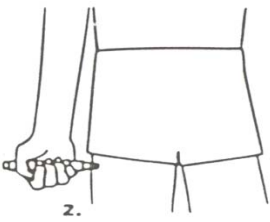
Call: 911 - request epinephrine and assistance

Call: parent/guardian/emergency contact


Do not hesitate to give medication or to call 911 even if parent cannot be reached!

DIRECTIONS FOR USING EPIPEN® AUTO-INJECTOR

1. Pull off gray safety cap (illustration 1).
2. Place black tip on thigh, at right angle to leg (illustration 2). (Always apply to thigh.)
3. Using a quick motion, press hard into thigh until auto-injector mechanism functions, and hold in place for several seconds. The EpiPen unit should then be removed and discarded. Massage the injection area for 10 seconds.

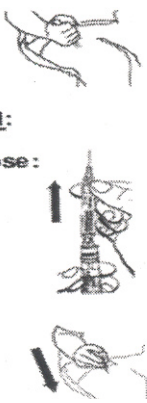
Directions: Twinject™ 0.3mg and Twinject™ 0.15mg



- Pull off green end cap, then red end cap.
- Put gray cap against outer thigh, press down firmly until needle penetrates. Hold for 10 seconds, then remove.

SECOND DOSE ADMINISTRATION:
if symptoms don't improve after 10 minutes, administer second dose:

- Unscrew gray cap and pull syringe from barrel by holding blue collar at needle base.
- Slide yellow or orange collar off plunger.
- Put needle into thigh through skin, push plunger down all the way, and remove.



School Nurse: _____ Nurse ext.: _____

Other staff members trained with medical emergencies:

_____ Ext.: _____ _____ Ext.: _____

Nurses from nearby campuses trained to assist with medical emergencies:

_____ Ext.: _____ _____ Ext.: _____